



**You will pick up your rental  
car at the airport**

# Pick up the car.

pon arrival in Alicante.



**Upon arrival in the arrival hall, go directly to the right and follow the hall all the way to the end, to the last escalator**

# Here are three steps to pick up the car

First floor




**Take the escalator upstairs**

**First floor**



**Walk through the tunnel.**

**Go through the pedestrian tunnel towards the main hall. On the left side, take one of the three lifts to "FLOOR 5," side B.**





**At the end of the tunnel, take the lift on the left and go to the 5th floor.**



# Here are three steps to pick up the key

Fifth floor.



1. Go to our staff member who is waiting for you at parking spot B661. If we are not there, you will receive a message.
2. Open the safe on the window of the car using the code you received by email.
3. Take the key, close the safe, remove it from the window, and place the key in the car.




# Don't forget to validate

Fifth Floor



**Don't forget to  
validate your parking  
ticket before leaving  
the parking lot**





**U gaat uw wagen brengen**  
naar de parking van de  
luchthaven

# You will take your car to the airport parking

Upon arrival around the airport, always follow the P and/or arrivals signs.





# ARRIVAL AIRPORT




Upon arrival around the airport, always follow the P and/or arrivals signs

# ARRIVAL AIRPORT

1

Go left under the first bridge to enter the parking garage



Take one of the two right barriers to FLOOR 5, side B.

2





# ARRIVAL AIRPORT

Park the car and return the key

**Park the car  
around parking  
spot B661**



**Leave your  
parking ticket in  
a visible place  
inside the car**



## HOW??

1. **Open the window, place the key safe, and close the window.**
2. **Lock the car centrally with the key.**
3. **Insert the key into the safe and turn the code away.**

